

MINI 
TECNO
small but strong

ECMM

Motoriduttori CC a vite senza fine combinati
DC double reduction wormgearmotors



MINI 
TECNO brand of
TRANSTECNO



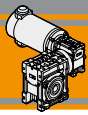
DC



Indice	Index	Pag. Page
Caratteristiche tecniche	<i>Technical features</i>	B12
Designazione	<i>Classification</i>	B12
Simbologia	<i>Symbols</i>	B12
Esecuzioni di montaggio	<i>Mounting executions</i>	B12
Combinazioni rapporti	<i>Combination ratio</i>	B13
Lubrificazione	<i>Lubrication</i>	B13
Dati tecnici per servizio S2	<i>Technical data for S2 duty</i>	B14
Motori applicabili	<i>Motor adapters</i>	B15
Dimensioni	<i>Dimensions</i>	B16
Accessori	<i>Accessories</i>	BI18
Opzioni	<i>Options</i>	BI18

Questa sezione annulla e sostituisce ogni precedente edizione o revisione. Qualora questa sezione non Vi sia giunta in distribuzione controllata, l'aggiornamento dei dati ivi contenuto non è assicurato. **In tal caso la versione più aggiornata è disponibile sul nostro sito internet www.transtecno.com**

This section replaces any previous edition and revision. If you obtained this catalogue other than through controlled distribution channels, the most up to date content is not guaranteed. In this case the latest version is available on our web site www.transtecno.com



Caratteristiche tecniche

Technical features

I motoriduttori CC a vite senza fine combinati a magneti permanenti in ferrite **ECMM** hanno le seguenti caratteristiche principali:

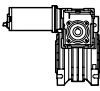
ECMM ferrite permanent magnets DC double reduction wormgearmotors range has the following main features:

- Alimentazione in bassa tensione 12/24Vcc
- Possibilità di montaggio encoder e freno
- Potenze motore disponibili da 100 a 500W S2
- Carcassa dei riduttori in pressofusione di alluminio.
- Lubrificazione permanente con olio sintetico

- Low voltage power supply 12/24Vdc
- Suitable for encoder and brake assembly
- Motor power ratings available from 100 up to 800W S2
- Die cast aluminium housing
- Permanent synthetic oil long life lubrication

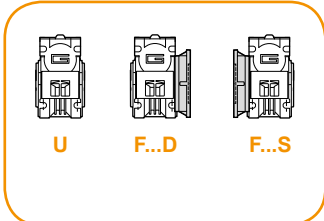
Designazione

Classification

MOTORIDUTTORE / GEARMOTOR													
ECMM	100/026/026				U	150	SZDX	BRSX	90	B3	UB1	120	VS1
Tipo Type	Grandezza Size				Versione Version	Rapporto Ratio	Albero di uscita Output shaft	Braccio di reazione Torque arm	Angolo Angle	Pos. di montaggio Mounting position	Esecuzione di montaggio Mounting execution	Versione motore Motor version	Opzioni Options
	070/026/026 070/026/026 (D11) 070/026/026 (D14) 070/026/030 070/026/040	100/026/026 100/026/026 (D11) 100/026/026 (D14)	180/026/040 180/030/040	250/030/040 350/030/040	U F...	vedi tabelle see tables	SZDX SZSX DZ	BRDX BRSX *	0° 90° 180° 270°	B3 B8 B6 B7 V5 V6	UB1 UB2 US1 US2 UV1 UV2 UC1 UC2	120 240 24E	VS1 VS2

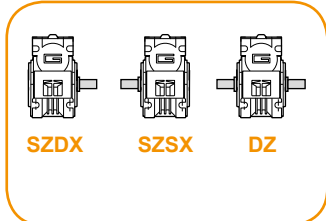
* NOTA: il braccio di reazione viene fornito smontato.
NOTE: the torque arm will be supplied not assembled.

Versione Riduttore
Gearbox Version



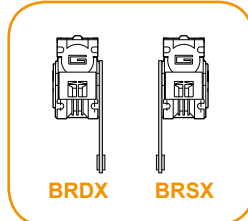
U F...D F...S

Albero di uscita
Output shaft



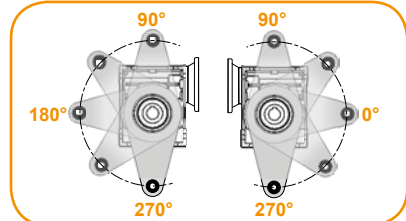
SZDX SZSX DZ

Braccio di reazione
Torque arm



BRDX BRSX

Angolo
Angle

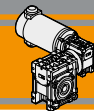


90° 90°
180° 0°
270° 270°

Simbologia

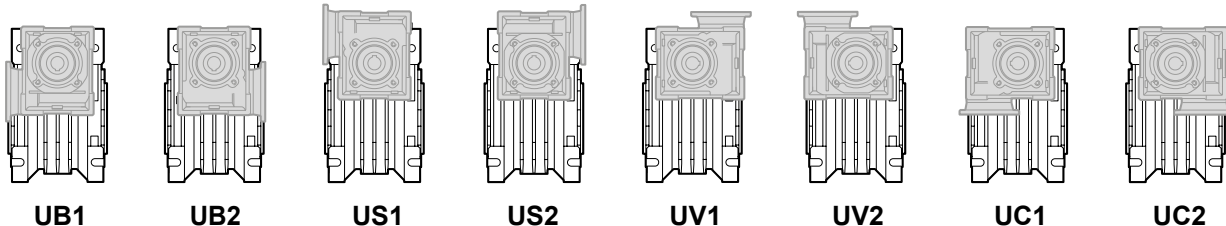
Symbols

n_1 [min ⁻¹]	Velocità in ingresso / Input speed	M_2 [Nm]	Coppia in uscita in funzione di P_1 / Output torque referred to P_1
n_2 [min ⁻¹]	Velocità in uscita / Output speed	sf	Fattore di servizio / Service factor
i	Rapporto di riduzione / Ratio	R_2 [N]	Carico radiale ammissibile in uscita / Permitted output radial load
P_1 [kW]	Potenza in entrata / Input power	A_2 [N]	Carico assiale ammissibile in uscita / Permitted output axial load



Esecuzioni di montaggio

Mounting executions



Combinazioni rapporti

Combination ratio

CMM 026/026 - CMM 026/030 - CMM 026/040												
i (i ₁ x i ₂)												
	150	225	300	450	600	900	1200	1500	1800	2400	3000	3600
i ₁	10	15	10	15	20	30	40	50	60	60	60	60
i ₂	15	15	30	30	30	30	30	30	30	40	50	60

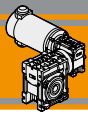
CMM 030/040																
i (i ₁ x i ₂)																
	75	100	150	200	250	300	400	500	600	750	900	1200	1500	1800	2400	3000
i ₁	7.5	10	10	10	10	10	10	10	20	25	30	40	50	60	60	60
i ₂	10	10	15	20	25	30	40	50	30	30	30	30	30	30	40	50











Lubrificazione

Lubrication

Tutti i motoriduttori nelle taglie 26, 30, 40 sono forniti completi di lubrificante sintetico viscosità 320, pertanto possono essere installati in qualunque posizione di montaggio e non necessitano di manutenzione.

Permanent synthetic oil long-life lubrication (viscosity grade 320) makes it possible to use the gearmotors size 26, 30, 40 in all mounting positions; for this reason they can be installed in any assembly position and do not require maintenance.

**Dati tecnici per servizio S2****Technical data for S2 duty**

P_1 [W]	n_2 [min ⁻¹]	M_2 [Nm]	sf	i		Versione motore Motor version	P_1 [W]	n_2 [min ⁻¹]	M_2 [Nm]	sf	i		Versione motore Motor version							
100							140													
(3000 min ⁻¹)	20.0	26	1.0	150		ECMM 070/026/026	12E/24E	(3000 min ⁻¹)	20.0	26	1.0	150		ECMM 100/026/026	120/240/24E					
	13.3	26	1.0	225							13.3	26				1.0	225			
	10.0	27	1.0	300							10.0	27				1.0	300			
	6.7	27	1.0	450							6.7	27				1.0	450			
	5.0	27	1.0	600							5.0	27				1.0	600			
	3.3	27	1.0	900							3.3	27				1.0	900			
	2.5	27	1.0	1200							2.5	27				1.0	1200			
	2.0	27	1.0	1500							2.0	27				1.0	1500			
	1.7	27	1.0	1800							1.7	27				1.0	1800			
	1.3	22	1.0	2400							1.3	22				1.0	2400			
	1.0	20	1.0	3000							1.0	20				1.0	3000			
	0.8	18	1.0	3600							0.8	18				1.0	3600			
	20.0	26	1.5	150					ECMM 070/026/030	12E/24E		20.0				37	1.1	150		ECMM 100/026/030
	13.3	39	1.0	225							13.3	39	1.0	225						
	10.0	40	1.0	300							10.0	40	1.0	300						
	6.7	40	1.0	450							6.7	40	1.0	450						
	5.0	40	1.0	600							5.0	40	1.0	600						
	3.3	40	1.0	900							3.3	40	1.0	900						
	2.5	40	1.0	1200							2.5	40	1.0	1200						
	2.0	40	1.0	1500							2.0	40	1.0	1500						
	1.7	40	1.0	1800							1.7	40	1.0	1800						
	1.3	34	1.0	2400							1.3	34	1.0	2400						
	1.0	30	1.0	3000							1.0	30	1.0	3000						
	0.8	27	1.0	3600							0.8	27	1.0	3600						
	20.0	27	3.2	150		ECMM 070/026/040	12E/24E					20.0	38	2.3	150		ECMM 100/026/040	120/240/24E		
	13.3	40	2.2	225							13.3	55	1.6	225						
	10.0	45	2.0	300							10.0	63	1.4	300						
	6.7	66	1.4	450							6.7	92	1.0	450						
	5.0	85	1.1	600							5.0	90	1.0	600						
	3.3	90	1.0	900							3.3	90	1.0	900						
	2.5	90	1.0	1200							2.5	90	1.0	1200						
	2.0	90	1.0	1500							2.0	90	1.0	1500						
	1.7	90	1.0	1800							1.7	90	1.0	1800						
	1.3	74	1.0	2400							1.3	74	1.0	2400						
	1.0	68	1.0	3000							1.0	68	1.0	3000						
	0.8	62	1.0	3600							0.8	62	1.0	3600						
	40.0	15	5.5	75					ECMM 070/030/040	12E/24E		40.0	21	3.9	75					ECMM 100/030/040
	30.0	20	4.2	100							30.0	28	3.0	100						
	20.0	28	3.2	150							20.0	38	2.3	150						
	15.0	36	2.1	200							15.0	50	1.5	200						
	12.0	43	1.6	250							12.0	59	1.1	250						
	10.0	46	2.0	300							10.0	63	1.4	300						
	7.5	55	1.3	400							7.5	77	1.0	400						
	6.0	63	1.1	500							6.0	87	0.8	500						
	5.0	86	1.0	600							5.0	119	0.8	600						
	4.0	103	0.9	750							4.0	90	1.0	750						
	3.3	118	0.8	900							3.3	90	1.0	900						
	2.5	74	1.0	1200							2.5	74	1.0	1200						
	2.0	90	1.0	1500							2.0	90	1.0	1500						
	1.7	90	1.0	1800				1.7	90	1.0	1800									
	1.3	74	1.0	2400				1.3	74	1.0	2400									
	1.0	68	1.0	3000				1.0	68	1.0	3000									








Nota: Verificare sempre che la coppia M2 utilizzata non ecceda il valore indicato nelle caselle in grigio

Note: Please check that the output torque M2 does not exceed the value into the grey areas



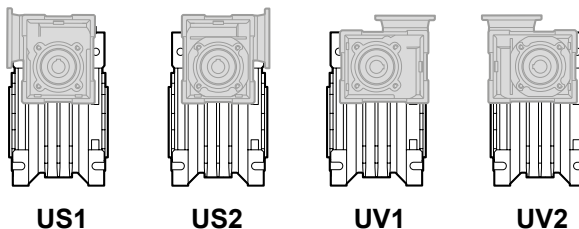
Dati tecnici per servizio S2

Technical data for S2 duty

P_1 [W]	n_2 [min ⁻¹]	M_2 [Nm]	sf	i		Versione motore Motor version	P_1 [W]	n_2 [min ⁻¹]	M_2 [Nm]	sf	i		Versione motore Motor version						
250							350												
(3000 min ⁻¹)	20.0	70	1.2	150		ECMM 180/026/040	120/240	(3000 min ⁻¹)	40.0	55	1.5	75		ECMM 250/030/040	120/240				
	13.3	103	0.8	225															
	10.0	116	0.8	300															
	40.0	40	2.1	75		ECMM 180/030/040	120/240/24E		30.0	72	1.2	100							
	30.0	52	1.6	100															
	20.0	71	1.2	150															
	15.0	92	0.8	200															
	12.0	67	1.0	250															
	10.0	90	1.0	300															
	7.5	74	1.0	400															
	6.0	68	1.0	500															
	5.0	90	1.0	600															
	4.0	90	1.0	750															
	3.3	90	1.0	900															
500							500												
(3000 min ⁻¹)	40.0	78	1.1	75		ECMM 350/030/040	120/240	(3000 min ⁻¹)	40.0	78	1.1	75		ECMM 350/030/040	120/240				
	30.0	101	0.8	100															
	20.0	87	1.0	150															

Motori applicabili

Motor adapters

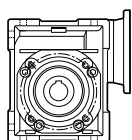



US1

US2

UV1

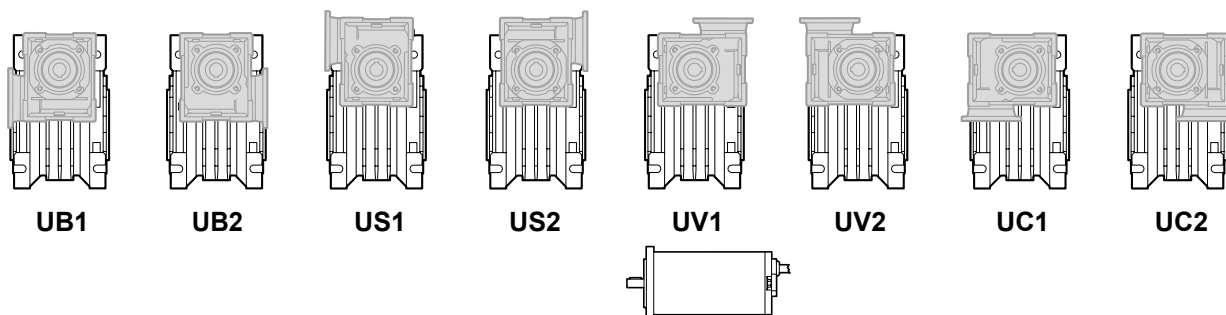
UV2



		EC			
		070.12E 070.24E	100.120 100.240	100.24E	180.120 180.240
CMM	026/026	150 - 3600	150 - 3600	150 - 3600	150 - 3600

150 - 3600

Rapporti di riduzione i
Ratio i



UB1

UB2

US1

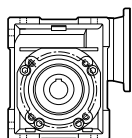

US2

UV1

UV2

UC1

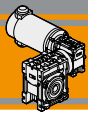
UC2



		EC						
		070.12E 070.24E	100.120 100.240	100.24E	180.120 180.240	180.24E	250.120 250.240	350.120 350.240
CMM	026/030	150 - 3600	150 - 3600	150 - 3600	150 - 3600			
	026/040	150 - 3600	150 - 3600	150 - 3600	150 - 3600			
	030/040	75 - 3000	75 - 3000	75 - 3000	75 - 3000	75 - 1500	75 - 1500	75 - 1500

75 - 1500

Rapporti di riduzione i
Ratio i



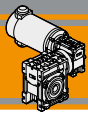
Dimensioni

Dimensions

CMM..U - CMM..F..																	
	A	C	D _{H8}	E	F	G	G1	H	H1	I	I1	K	L	M	N _{h8}	N1	N2
026/026 (D11)	45	70	11	83	22	47.5	50	35	34	26	26	34	42	55	45	22.5	21
026/026			12														
026/026 (D14)			14														
026/030	54	80	14	97	32	47.5	63	40	34	30	26	44	56	65	55	29	21
026/040	70	100	18	121.5	43	47.5	78	50	34	40	26	60	71	75	60	36.5	21
030/040	70	100	18	121.5	43	55	78	50	40	40	30	60	71	75	60	36.5	29

CMM..U - CMM..F..															
	O	P	Q	R	R1	S	T	V	Z	KE	a	b	t	Kg (*)	
026/026 (D11)	6	—	37	49	49	5	15	21	76	7	—	4	12.8	3.3	
026/026												4	13.8		
026/026 (D14)												5	16.2		
026/030	6.5	75	44	57	49	5.5	22	27	81	M6x10(n.4)	90°	5	16.3	4.1	
026/040	6.5	87	55	71.5	49	6.5	26	35	91.5	M6x8(n.4)	45°	6	20.8	5.2	
030/040	6.5	87	55	71.5	57	6.5	26	35	122	M6x8(n.4)	45°	6	20.8	5.6	

(*) **Nota:** Il peso in kg si riferisce al motoriduttore ECMM 070 /...
Note: The weight in kg is referred to the gearmotor ECMM 070 /...



Dimensioni

Dimensions

CMM..U - CMM..F...																	
	A	C	D _{H8}	E	F	G	G1	H	H1	I	I1	K	L	M	N _{H8}	N1	N2
026/026 (D11)	45	70	11	83	22	47.5	50	35	34	26	26	34	42	55	45	22.5	21
026/026			12														
026/026 (D14)			14														
026/030	54	80	14	97	32	47.5	63	40	34	30	26	44	56	65	55	29	21
026/040	70	100	18	121.5	43	47.5	78	50	34	40	26	60	71	75	60	36.5	21
030/040	70	100	18	121.5	43	55	78	50	40	40	30	60	71	75	60	36.5	29

CMM..U - CMM..F...														
	O	P	Q	R	R1	S	T	V	Z	KE	a	b	t	Kg (*)
026/026 (D11)	6	—	37	49	49	5	15	21	76	7	—	4	12.8	3.3
026/026												4	13.8	
026/026 (D14)												5	16.2	
026/030	6.5	75	44	57	49	5.5	22	27	81	M6x10(n.4)	90°	5	16.3	5.1
026/040	6.5	87	55	71.5	49	6.5	26	35	91.5	M6x8(n.4)	45°	6	20.8	6.2
030/040	6.5	87	55	71.5	57	6.5	26	35	122	M6x8(n.4)	45°	6	20.8	6.6

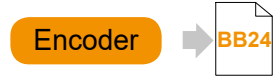
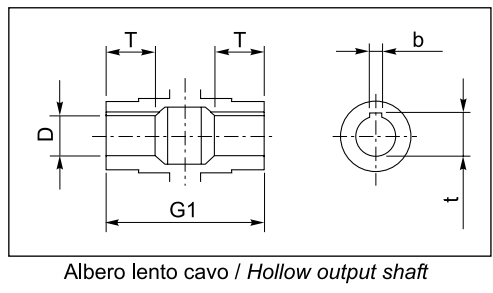
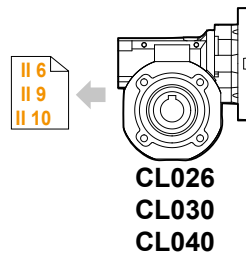
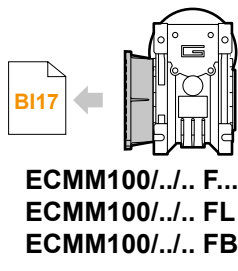
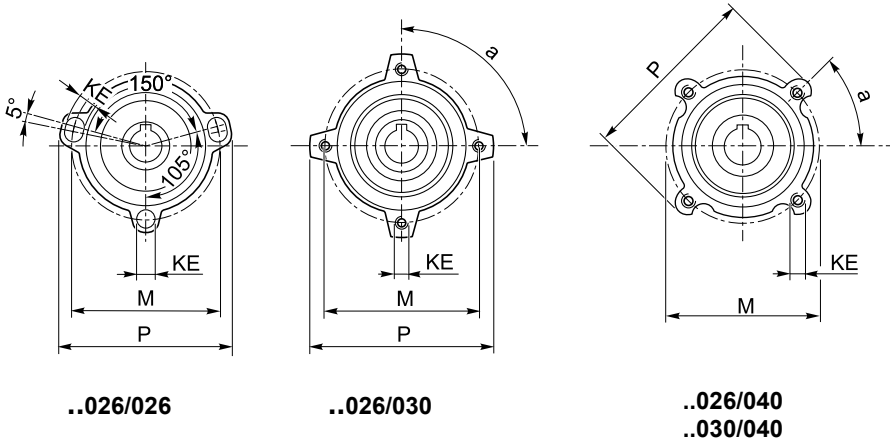
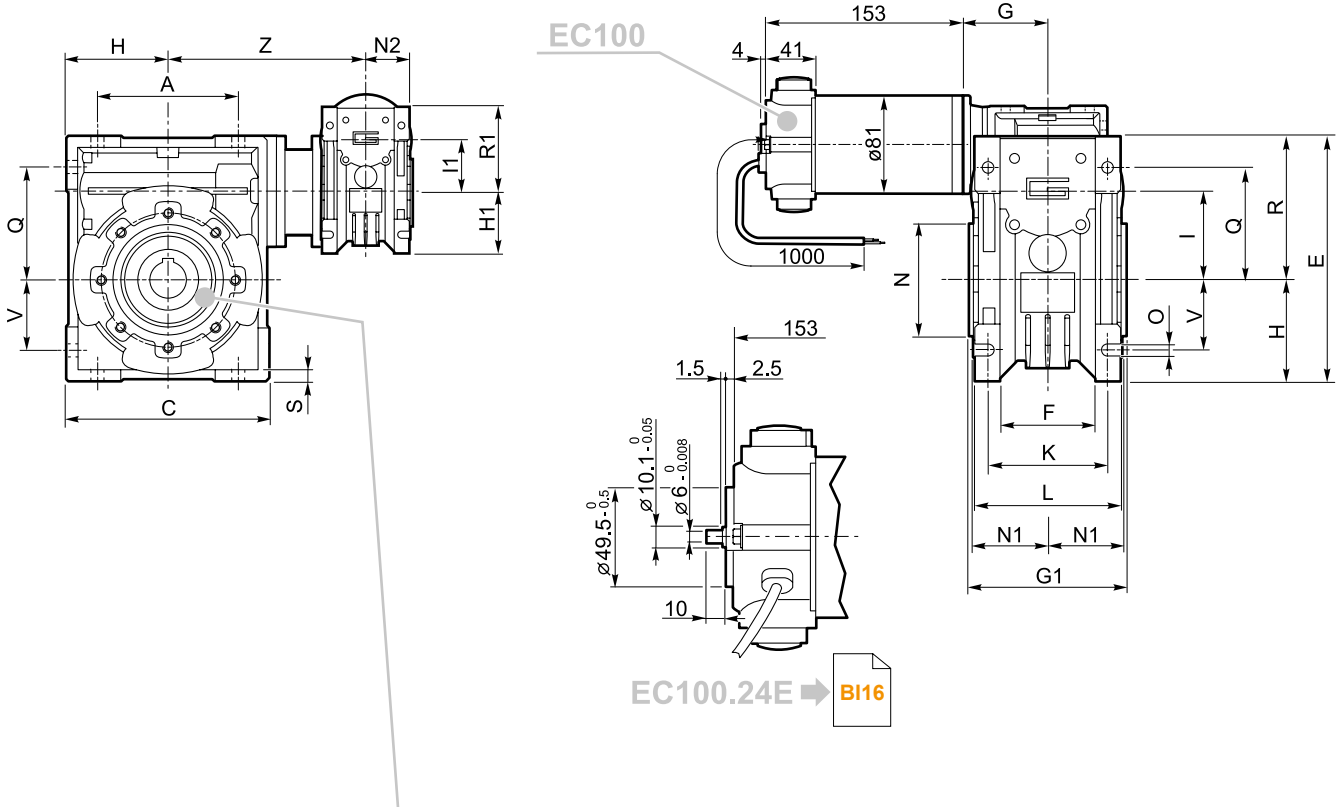
(*) **Nota:** Il peso in kg si riferisce al motoriduttore ECMM 100 /...
Note: The weight in kg is referred to the gearmotor ECMM 100 /...



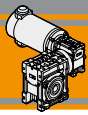
Dimensioni

Dimensions

ECMM100/...U



DC

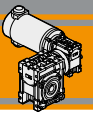
**Dimensioni****Dimensions**

CMM..U - CMM..F - CMM..FB - CMM..FL																	
	A	C	D _{H8}	E	F	G	G1	H	H1	I	I1	K	L	M	N _{H8}	N1	N2
026/040	70	100	18	121.5	43	47.5	78	50	34	40	26	60	71	75	60	36.5	21
030/040	70	100	18	121.5	43	55	78	50	40	40	30	60	71	75	60	36.5	29

CMM..U - CMM..F - CMM..FB - CMM..FL														
	O	P	Q	R	R1	S	T	V	Z	KE	a	b	t	Kg (*)
026/040	6.5	87	55	71.5	49	6.5	26	35	91.5	M6x8(n.4)	45°	6	20.8	6.9
030/040	6.5	87	55	71.5	57	6.5	26	35	122	M6x8(n.4)	45°	6	20.8	7.3

(*) **Nota:** Il peso in kg si riferisce al motoriduttore ECMM 180 /...

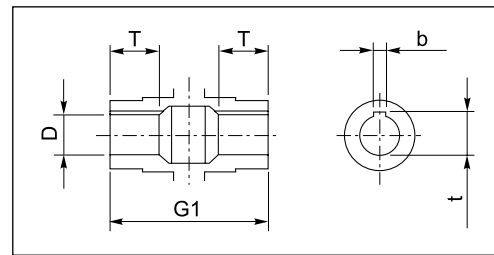
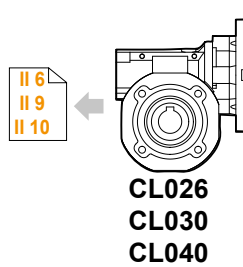
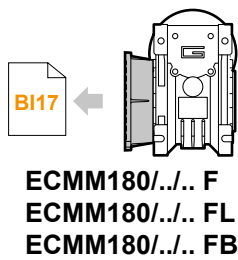
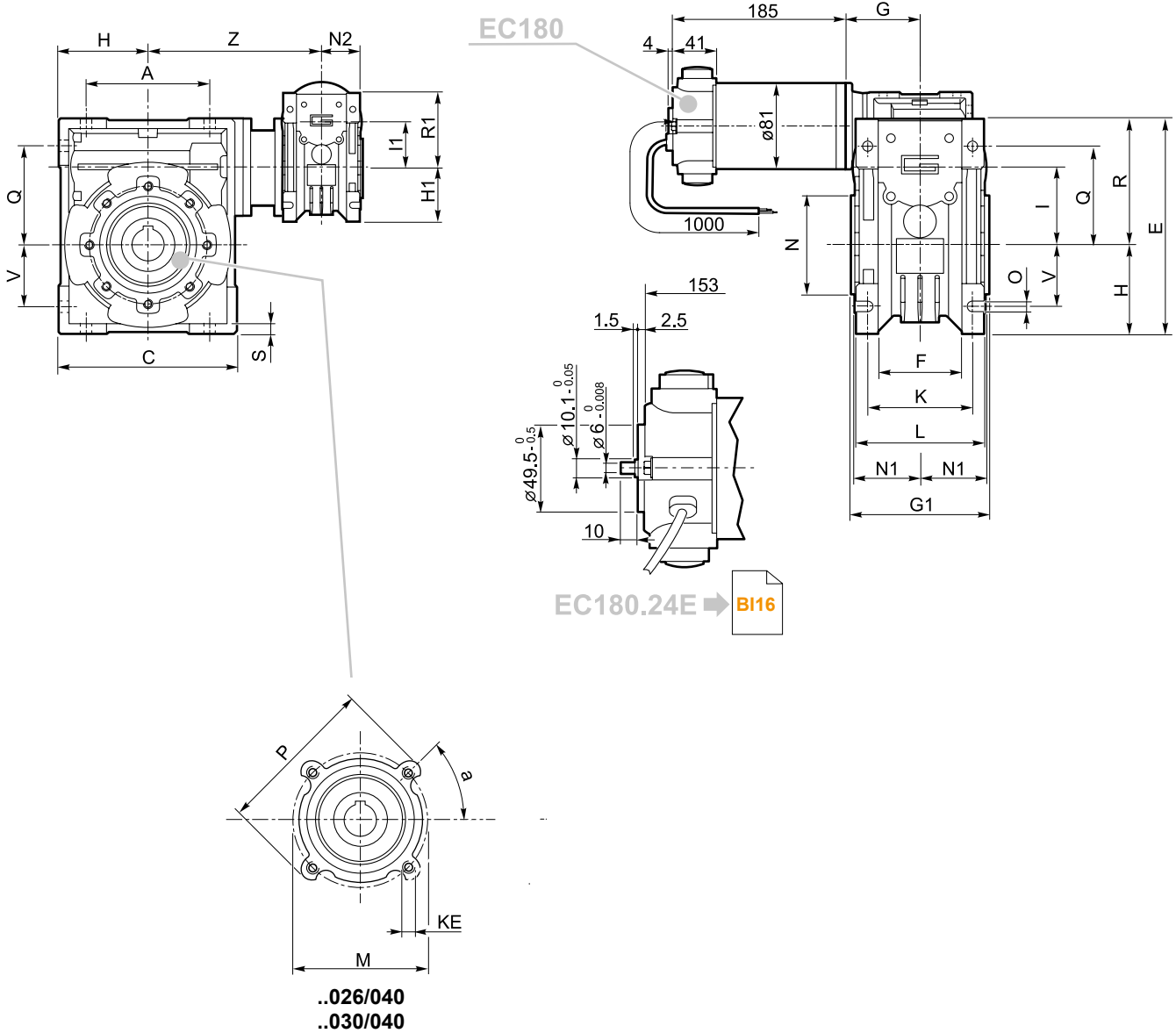
Note: The weight in kg is referred to the gearmotor ECMM 180 /...



Dimensioni

Dimensions

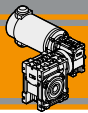
ECMM180/...U



Motori / Motors IP66 → **BC6**

Freno / Brake → **BB23**

Encoder → **BB24**

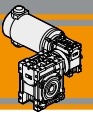
**Dimensioni****Dimensions**

CMM..U - CMM..F - CMM..FB - CMM..FL																	
	A	C	D _{H8}	E	F	G	G1	H	H1	I	I1	K	L	M	N _{H8}	N1	N2
030/040	70	100	18	121.5	43	55	78	50	40	40	30	60	71	75	60	36.5	29

CMM..U - CMM..F - CMM..FB - CMM..FL															
	O	P	Q	R	R1	S	T	V	Z	KE	a	b	t	kg (*)	
030/040	6.5	87	55	71.5	57	6.5	26	35	122	M6x8(n.4)	45°	6	20.8	8.2	

(*) **Nota:** Il peso in kg si riferisce al motoriduttore ECMM 250 /...

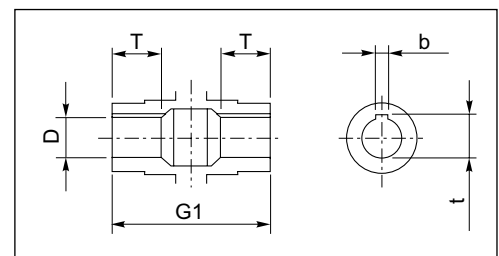
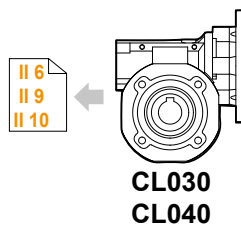
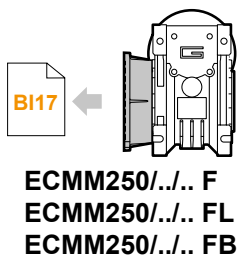
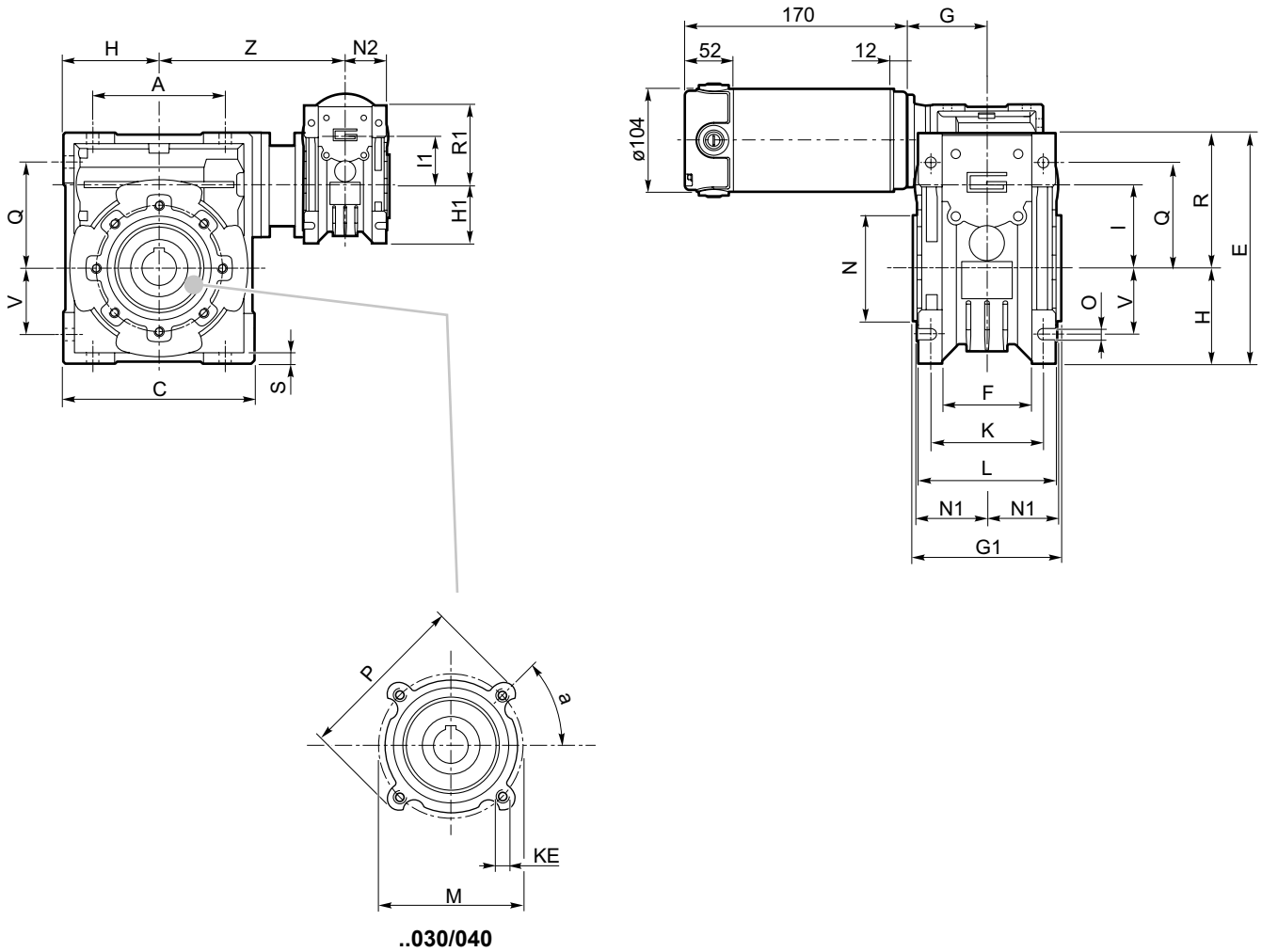
Note: The weight in kg is referred to the gearmotor ECMM 250 /...



Dimensioni

Dimensions

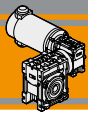
ECMM250/...U



Albero lento cavo / Hollow output shaft

Motori / Motors IP66

→ **BC8**

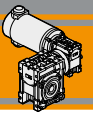
**Dimensioni****Dimensions**

CMM..U - CMM..F - CMM..FB - CMM..FL																	
	A	C	D _{H8}	E	F	G	G1	H	H1	I	I1	K	L	M	N _{H8}	N1	N2
030/040	70	100	18	121.5	43	55	78	50	40	40	30	60	71	75	60	36.5	29

CMM..U - CMM..F - CMM..FB - CMM..FL														
	O	P	Q	R	R1	S	T	V	Z	KE	a	b	t	Kg (*)
030/040	6.5	87	55	71.5	57	6.5	26	35	122	M6x8(n.4)	45°	6	20.8	9.2

(*) **Nota:** Il peso in kg si riferisce al motoriduttore ECMM 350 /...

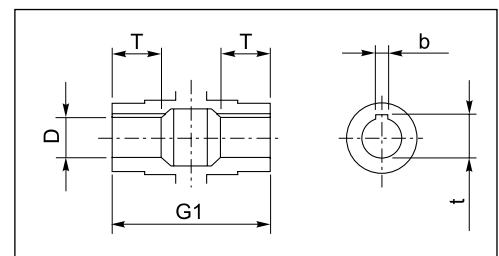
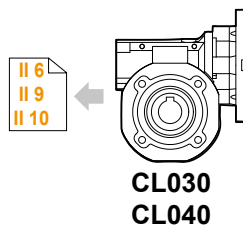
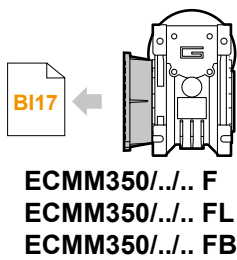
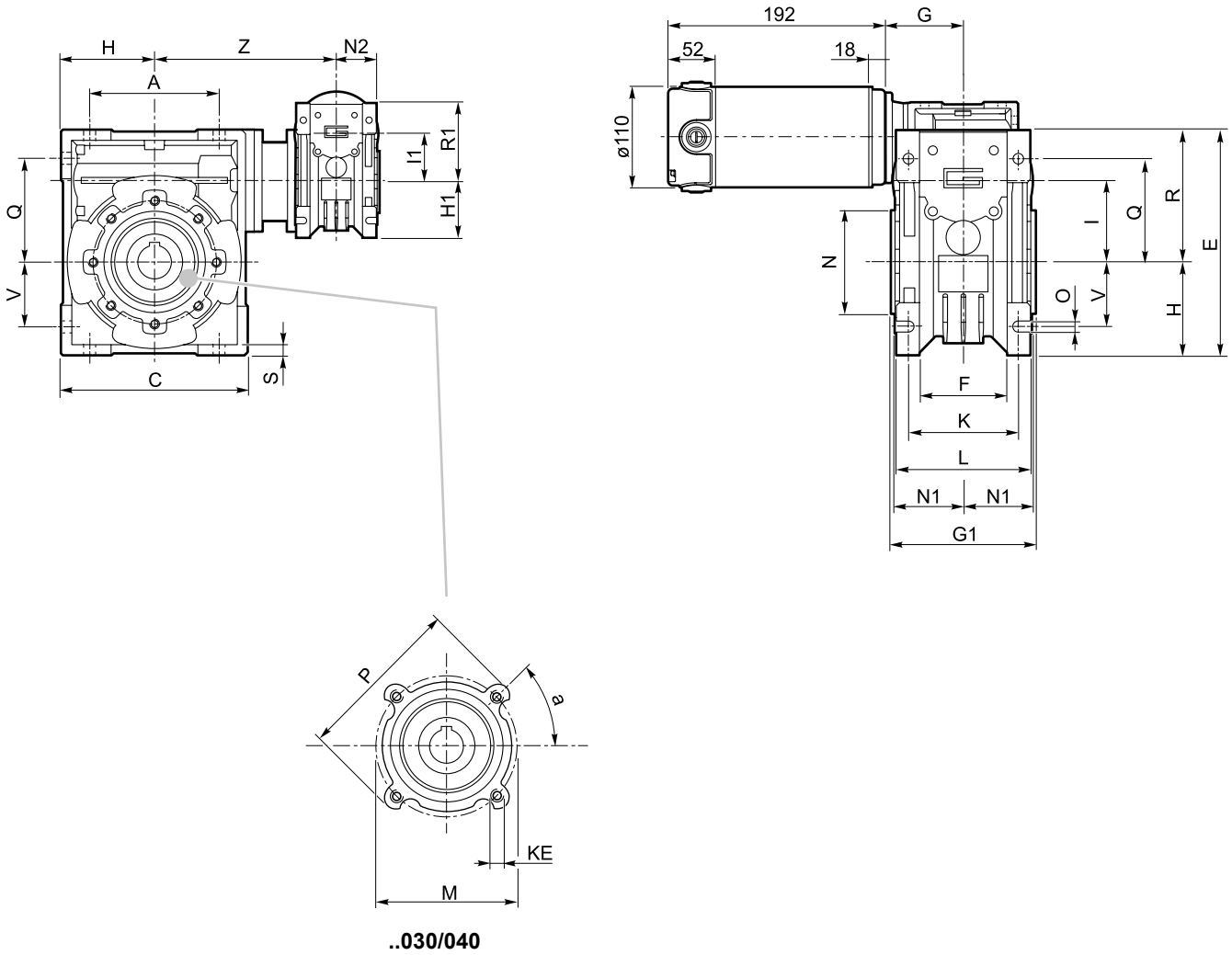
Note: The weight in kg is referred to the gearmotor ECMM 350 /...



Dimensioni

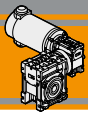
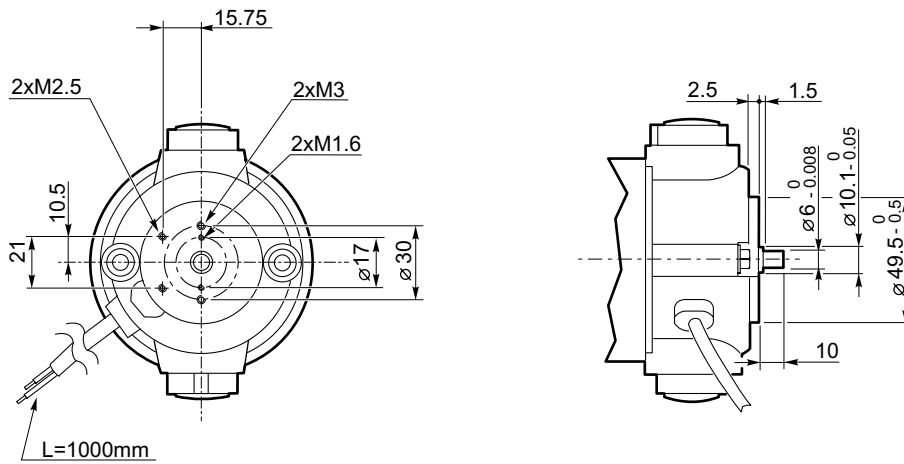
Dimensions

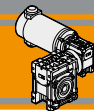
ECMM350/...U



Albero lento cavo / Hollow output shaft



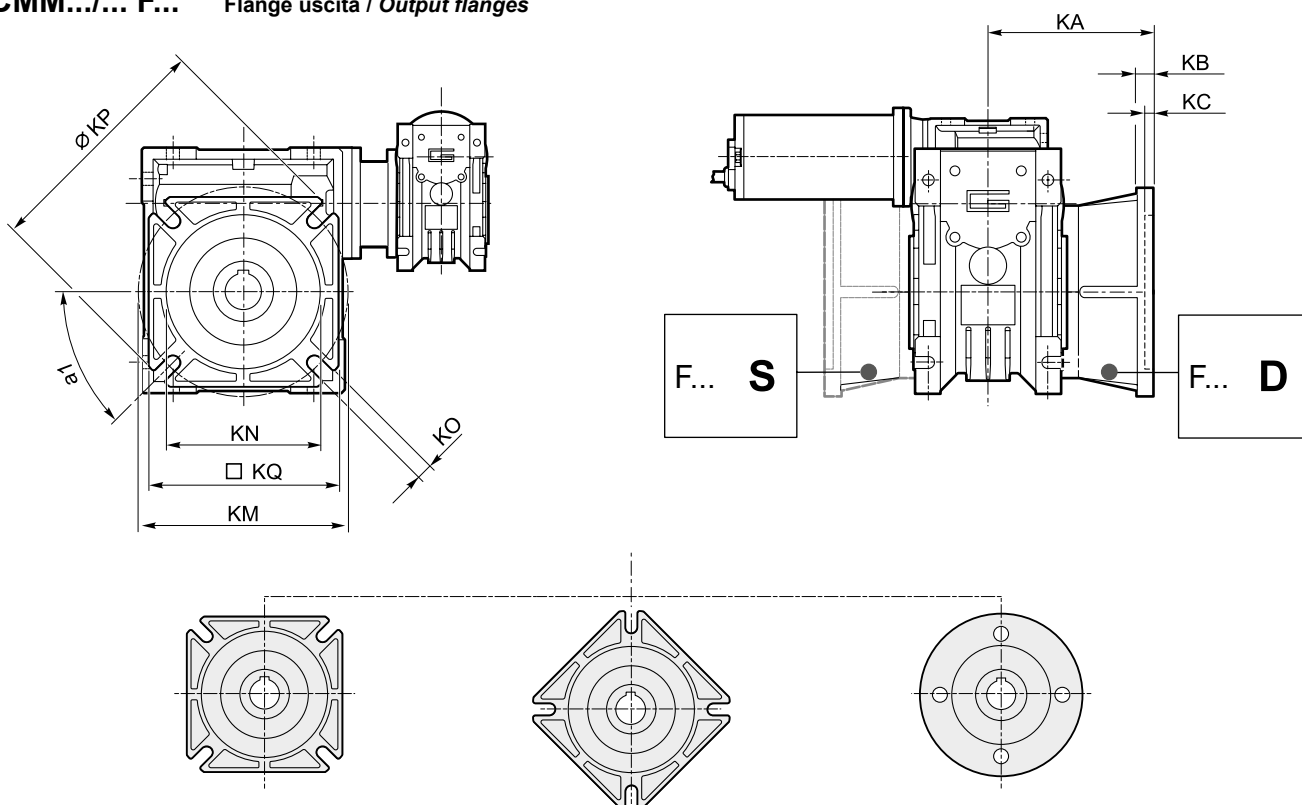
**Dimensioni****Dimensions****EC100.24E**
EC180.24E



Dimensioni

Dimensions

ECMM.../... F... Flange uscita / Output flanges



- ..ECMM.../.../026.. F
- ..ECMM.../.../026.. F30C
- ..ECMM.../.../026.. F100
- ..ECMM.../.../026.. F28
- ..ECMM.../.../026.. F30SC
- ..ECMM.../.../026.. F30
- ..ECMM.../.../026.. F30S
- ..ECMM.../.../030.. F..
- ..ECMM.../.../040.. F..

	CM..F							CM..F28							CM..F30							CM..F30S ⁽¹⁾												
	a1	KA	KB	KC	KM	KN _{H8}	KO	KP	KQ	KA	KB	KC	KM	KN _{H8}	KO	KP	KQ	KA	KB	KC	KM	KN _{H8}	KO	KP	KQ	KA	KB	KC	KM	KN _{H8}	KO	KP	KQ	
026 (D11)	45°	45	6	4.5	55-69	40	6.5	75	70	44	6.5	5	56-64	40	6.5	70	60	48	6.5	5	68	50	6.5	80	70	50	8.5	7	68	50	6.5	80	70	
026							(n.4)																											
026 (D14)																																		

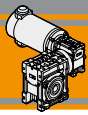
(1): F30S eseguita con F30 e distanziale di spessore 2 mm / F30S made with F30 and spacer with 2mm thickness

	CM..F30C							CM..F30SC ⁽²⁾							CM..F100										
	a1	KA	KB	KC	KM	KN _{H8}	KO	KP	KQ	KA	KB	KC	KM	KN _{H8}	KO	KP	KQ	KA	KB	KC *	KM	KN _{H7}	KO	KP	KQ
026 (D11)	-	48	6.5	7	68	50	6.5	80	70	50	8.5	7	68	50	6.5	80	70	51.5	8	2 *	86	45	6.5	100	-
026																									
026 (D14)																									

(2): F30SC eseguita con F30C e distanziale di spessore 2 mm / F30SC made with F30C and spacer with 2mm thickness

*: Centraggio maschio / Male centering diameter

CM	CM..F							CM..FB							CM..FL										
	a1	KA	KB	KC	KM	KN _{H8}	KO	KP	KQ	KA	KB	KC	KM	KN _{H8}	KO	KP	KQ	KA	KB	KC	KM	KN _{H8}	KO	KP	KQ
030	45°	54.5	6	4	68	50	6.5(n.4)	80	70	—	—	—	—	—	—	—	—	—	—	—	—	—	—	—	—
040	45°	67	7.5	4	80-95	60	9(n.4)	110	95	80	8.5	5	115-125	95	9.5(n.4)	140	112	97	7.5	4.5	80-95	60	9 (n.4)	110	95

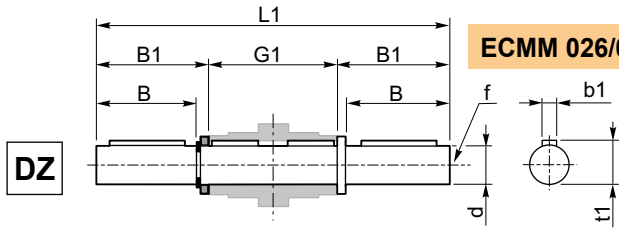


Accessori

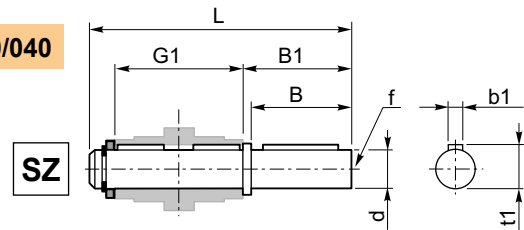
Accessories

Albero lento semplice e doppio

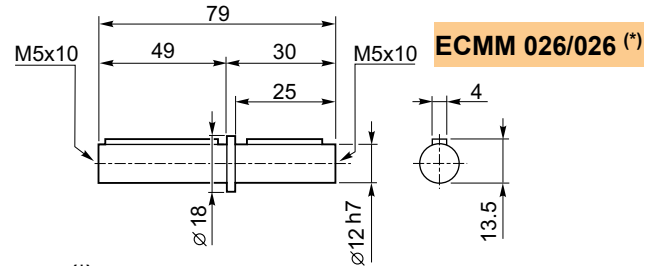
Single and double output shaft



ECMM 026/030 - ECMM 030/040



ECMM	d _{h7}	B	B1	G1	L	L1	f	b1	t1
026/030	14	30	32.5	63	102	128	M6	5	16
026/040 030/040	18	40	43	78	128	164	M6	6	20.5



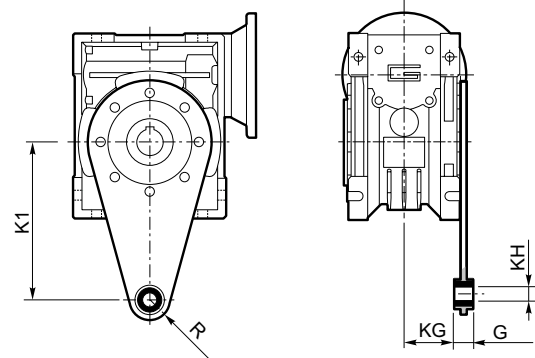
ECMM 026/026 (*)

(*)
Nota: disponibile solo per cavo uscita Ø12
Note: available for output hollow shaft Ø12 only

Braccio di reazione

Torque arm

ECMM	K1	G	KG	KH	R
026/030	85	14	23	8	15
026/040 030/040	100	14	31	10	18

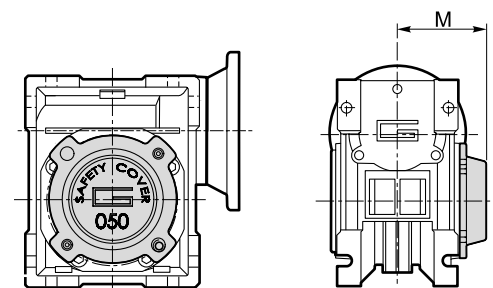
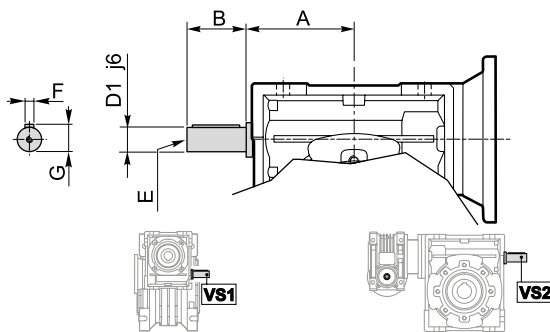


Opzioni

Options

VS1 - VS2 - Vite sporgente / Extended input shaft

SC - Safety cover



CMM	VS1						VS2					
	A	B	D ₁ j6	E	F	G	A	B	D ₁ j6	E	F	G
026/030	—	—	—	—	—	—	45	20	9	M4	3	10.2
026/040	—	—	—	—	—	—	53	23	11	M5	4	12.5
030/040	45	20	9	M4	3	10.2	53	23	11	M5	4	12.5

M	CM	
	30	40
	47	54.5

Costruito su richiesta
Built on request

**MA TRANSTECNO S.A.P.I. DE C.V.**

Av. Mundial # 176, Parque Industrial
JM Apodaca, Nuevo León,
C.P. 66600
MÉXICO
T +52 8113340920
info@transtecno.com.mx
www.transtecno.com.mx

**TRANSTECNO SRL**

Via Caduti di Sabbiuino, 11/D-E
40011 Anzola dell'Emilia (BO)
ITALY
T+39 051 64 25 811
F +39 051 73 49 43
sales@transtecno.com
www.transtecno.com

**HANGZHOU TRANSTECNO POWER TRANSMISSIONS CO LTD**

No.4 Xiuyan Road Fengdu Industry Zone
Pingyao Town Yuhang District
Hangzhou City, Zhejiang Province
311115 – CHINA
T +86 571 86 92 02 60
F +86 571 86 92 18 10
info-china@transtecno.com
www.transtecno.cn

**TRANSTECNO U.S.A. LLC**

5440 S.W. 156th Place Miami,
FL 33185 - USA
Tel: +1 (305) 220-4423
Fax: +1 (305) 220-5945
usaoffice@transtecno.com

**TRANSTECNO B.V.**

Ind. terrein Wieken/Vinkenhoef
De Stuwdam,43
3815 KM Amersfoort - NETHERLANDS
Tel: +31(0) 33 45 19 505
Tel: +31(0) 33 45 19 506
info@transtecno.nl
www.transtecno.nl

**SALES OFFICE INDIA**

A/10, Anagha, S.N. Road, Mulund (W) Mumbai
400080 - INDIA
Tel: +91 9820614698
Fax-Italy: +39 051 73 49 43
indiaoffice@transtecno.com

**SALES OFFICE BRAZIL**

Rua Dr. Freire Alemão 155 / 402 - CEP. 90450-060
Auxiliadora Porto Alegre RS - BRAZIL
Tel: +55 51 3251 5447
Fax: +55 51 3251 5447
Mobile: +55 51 811 45 962
braziloffice@transtecno.com
www.transtecno.com.br

**TRANSTECNO AANDRIJFTECHNIEK B.V.**

De Stuwdam 43
3815 KM Amersfoort - NETHERLANDS
Tel: +31 (0) 33 20 4 7 006
info@transtecnoaandrijftechniek.nl
www.transtecnoaandrijftechniek.nl

**SALES OFFICE SOUTH KOREA**

D-304 Songdo BRC Smart Valley 30, Songdomirae-ro,
Yeonsu-gu, Incheon, 406-840 - KOREA
Tel: +82 70 8288 2107
Fax: +82 32 815 2107
Mobile: +82 10 5094 2107
koreaoffice@transtecno.com

**TRANSTECNO IBÉRICA****THE MODULAR GEARMOTOR, S.A.**

C/Enginy, 2 Nave 6 - 08850 Gavà (Barcelona) - SPAIN
Tel: +34 931 598 950
info@transtecno.es
www.transtecno.es

**SALES OFFICE OCEANIA**

44 Northview drive, Sunshine west 3020
Victoria - AUSTRALIA
Ph +61 03 9312 4722
Fax +61 03 9312 4714
Mobile: +61 0438060997
oceaniaoffice@transtecno.com
www.transtecno.com.au

**SALES OFFICE FRANCE**

Tel: +33 (0) 6 85 12 09 87
Fax-Italy: +39 051 73 49 43
franceoffice@transtecno.com
www.transtecno.fr



www.transtecno.com