

Tab 1: Coppie di serraggio / Tab 1: Tightening torques

DIAMETRO FILETTO/ THREAD DIAMETER	VITE CON DADO/ SCREW WITH NUT	VITE SU ALLUMINIO/OTTONE/ SCREW ON ALUMINIUM/BRASS
M4	2,5	2
M5	5	4
M6	8,5	7
M7	14	11,5
M8	20,5	16,5
M10	40	32

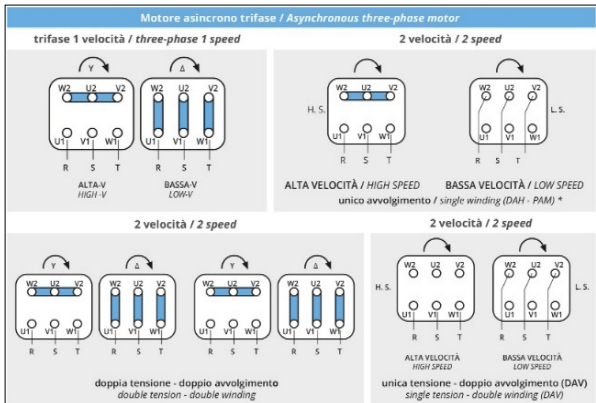
Tab 2: Coppie di serraggio perni morsetteria / Tab 2: Tightening torques for terminal strip pins

MORSETTIERA/ TERMINAL STRIP	GRANDEZZA/SIZE MOTORE /MOTOR [mm]	DIMENSIONE/ DIMENSIONE MORSETTIERA/ TERMINAL STRIP [mm]	DIMENSIONE/ DIMENSIONE PERNO/PIN [mm]	COPPIA DI SERRAGGIO/ TIGHTENING TORQUE PERNI/PINS [Nm]
6 PERNI	50	40 x 25	M4 x 12	2
	56/63/71	44 x 27	M4 x 12	2
	80/90	50 x 32	M4 x 15	2
	100/112	56 x 36	M5 x 15	3
	132	70 x 45	M6 x 20	4
8PERNI	160/180/200	95 x 60	M8 x 24	5
	56/63/71/80/90/100 112/132/160/180/200	50 x 43	M4 x 12	2

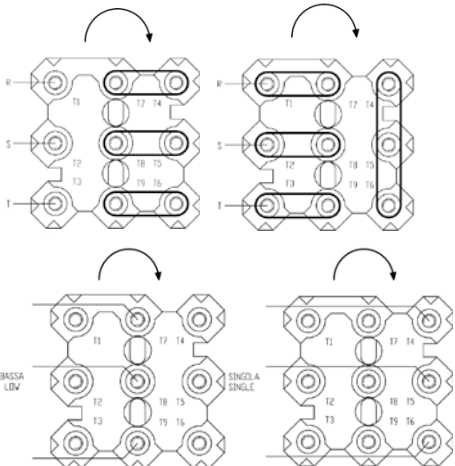
Tab 3: Pressacavi / Tab 3: Cable glands

GRANDEZZA/SIZE MOTORE/MOTOR [mm]	GRANDEZZA/SIZE PRESSA CAVO/CABLE GLAND [mm]	FORO/HOLE PASSAGGIO CAVO/CABLE ROUTE [mm]
56/63/71	M16 x 1,5	5 - 10
80/90/100/112	M20 x 1,5	7 - 12
112/132/160/180/200	M32 x 1,5	13 - 18

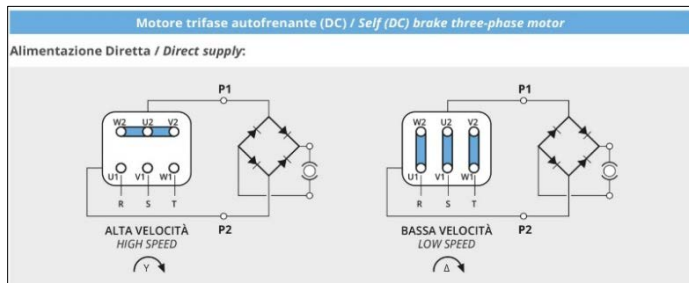
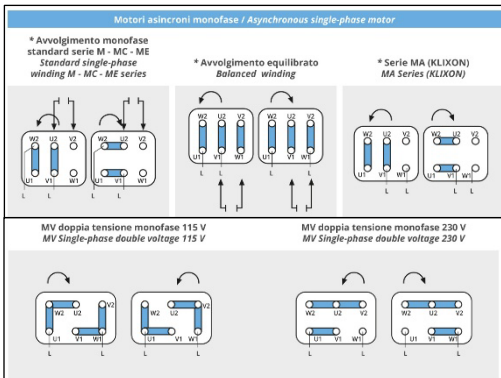
9. Schemi di collegamento / 9. Wiring diagrams



* motori trifase - 9 morsetti 220/440 V
9 clips three-phase motors 220/440 V



* motore 3 velocità - serie TP
3 speed motor - TP series



Alimentazione separata: collegare direttamente l'alimentazione ai terminali P1 e P2
Separate supply: connect directly the supply to the terminals P1 and P2

